

RECEPTION

It was lovely speaking with families last week and thank you for doing an amazing job with home learning. If you come across any useful websites with free resources for parents please let us know and we can share them in our next home learning pack. To help support phonics and maths skills we have included some quick daily on screen letter and number games with some follow up activities you might like to try. These games are similar to those we do with the class each day and it is aimed to take 10-20 minutes depending on the activity and your child's focus. Once again we have included activity ideas across the early years curriculum. All the activities are intended as a guide.

We have enjoyed receiving pictures of the children enjoying their activities and we look forward to receiving your emails over the coming weeks.

Reminder of online resources:

[https://
www.teachyourmonstertoread.com/](https://www.teachyourmonstertoread.com/)

<https://www.phonicsplay.co.uk/>

<https://www.topmarks.co.uk/>

<https://www.phonicsbloom.com/>

<http://phonicsplaycomics.co.uk/>

<https://www.gonoodle.com/>

Also [cosmic kids yoga](#) on [youtube.com](#) is a nice way to enjoy yoga through stories.



More online fun:

5minutefun.com

Lots of free ideas for craft, baking, number and phonics with Numberblocks and Alphablocks.

twinkl.co.uk

Some free activity ideas, printouts and PowerPoints across the curriculum.

whiterosemaths.com

Select 'home learning' then 'Early Years' for free maths ideas and videos.

themathsfactor.com

Online maths games Created by Carol Vorderman. There is currently a 21 day free trail on offer.

EVERYDAY CHALLENGES!

Can you practise these skills everyday?

- **Trace and write your name.**
- **Sing song of sounds and find each sound on your picture phonics mat as you sing.**
- **Count to 20.**
- **Sing a number song (e.g. 5 Little Speckled Frogs, Zoom Zoom Zoom We're Going to the Moon, 12345 Once I Caught a Fish Alive.**
- **Find and count 20 objects.**
- **Share a book.**
- **Talk about the days of the week, date and weather.**





Literacy

Learning: To begin to recognise letter sounds. To begin to blend sounds to read words.

Activity idea: Can you find the matching pairs?

Ask an adult to write letter sounds or words on treasure (small pieces of paper in the shape of coins or jewels) Make 2 sets. Place the treasure pieces face down on the floor. Take turns to turn over 2 pieces of treasure. Identify the sounds/read the words. If they match you win the treasure. If they don't return the treasure face down and try to remember where each word/sound is. Who can win the most treasure?



Mathematics

Learning: To use the language involved in measuring. Order two items by length. Count accurately.

Activity idea: Can you measure between the treasure islands?

Create some treasure islands by placing piles of coins in different areas of a room. With an adult name and label each island. Scatter some sharks or sea creatures between the islands. Can you measure between each island using footsteps. Make sure your heel touches your toes as you take a new step. How many steps does it take to get to each island? Which islands are closest to each other and furthest away? Were any islands the same distance?

Communication & Language

Learning: To use language to imagine roles and experiences. To maintain attention and concentrate. To listen attentively.

Activity ideas: Can you find the hidden treasure?

Ask an adult to hide some treasure in your home. The adult can then give you instructions to help you find it. E.g. Take 4 steps forward, go around the sofa, hop 2 steps forwards, turn left, jump 1 step forward, open the door, look behind the big chair.....Can you follow the instructions carefully and find the treasure? Can you hide the treasure and give instructions to help an adult find it?

Enjoy a pirate adventure with your toys?

You could make a pirate ship and treasure island for some of your favourite toys and enjoy pirate small world adventures. Who will walk the plank? Who will find the treasure? Who will get captured by the sharks?

Personal, Social & Emotional Development (PSED)

Learning: To show kindness and sensitivity to others.

Activity idea - What can you do to be kind?

<https://www.youtube.com/watch?v=r9mryuEKkKc>

Watch the story The Rainbow Fish and discuss what happens with an adult. What do you think about Rainbow Fish and what he did? Rainbow Fish learnt to be a good friend. Talk to an adult about the different ways to be a good friend. You could make your own Rainbow Fish using paint or shiny paper.



Understanding the World

Learning: To make observations and discuss what you can see.

Activity idea - Can you make an object float?

Using a measuring jug, fill a large bowl two thirds full of water. Add an egg to the bowl and observe what happens. Add a teaspoon of salt and gently stir. What happens now? Keep adding salt until the egg floats. How many spoonful's of salt did you need? Can you make any other items float using salt? Why does this happen?

Expressive Arts & Design

Learning: To represent ideas in an original way through art using a variety of materials.

Activity idea - Can you make a sea creature?

You could use a paper plate to make a jelly fish or some bubble wrap to make the scales on a fish. Paper chains are good for making tentacles for an octopus or you could use handprints and footprints to create a creature.



Physical Development

Learning: To confidently move in different ways with control, coordination and balance.

Activity idea - Can you move like a sea creature?

How do sea creatures move?

Can you dive like a whale, paddle like a turtle, rock like a seahorse, glide like a stingray, shoot like a shark, leap like a dolphin, star jump like a starfish, scuttle like a crab, whizz like a fish, wave like a sea anemone, ripple like an octopus and slither like a sea snail?

Use these movements to make up your own sea dance. Can your family guess which creature you are?

Daily phonics challenges: MONDAY — I Spy: With your child look at the picture below and take turns to spot and identify a letter. How many can you find?



Follow up activity ideas: Can you find each letter again and think of a words that begin with that sound? Can you write the letters you find on your whiteboard or make some of the letters using objects and craft materials? Can you find an object from around your home that begins with each letter?

Daily phonics challenges: TUESDAY — Odd one out: With your child look at the letters below and find which one is the odd one out. Why is it the odd one out?

a a c a

t t t l

d b b b

h n h h







p p p q

s s z s

Follow up activity ideas: Can you create a messy tray to practise writing the letters you talked about today? You could use shaving foam, sand or flour and water. If you prefer you could write them on your whiteboard. Ask an adult to draw dotty letters for you to trace.

Daily phonics challenges: WEDNESDAY— Matching game: With your child talk about the pictures and letters you can see. Ask your child to say the initial sound of each object and find the two objects for each letter.

s g p c k d m j l




Follow up activity ideas: Can you play I Spy? Take turns to spy objects and say initial sounds. If you guess correctly win a piece of treasure? Who can win the most?

Daily phonics challenges: THURSDAY — Pirate Matching game: With your child identify each letter sound and encourage them to blend to read each word. Or say the sounds for your child to help them hear the word eg d—o —g . Look at the object the pirates are holding and ask your child to say which animal belongs to each pirate.



Follow up activity ideas: Using a puppet or toy practise sound talk. Adult to pretend the puppet/toy is talking and say sounds within a 3 letter word e.g. h-o-p Ask your child to say the word they could hear. Repeat with other words. Or you could try some action words. Using the puppet or toy ask your child, “Can you j-u-m-p?” “Can you s-k-i-p?” Ask you child to do the action they can hear. Repeat with other action words.

Daily phonics challenges: FRIDAY — Pirate treasure hunt: With your child identify each sound and attempt to blend the letters to read the words. You might like to give your child a penny for every word they read!



Follow up activity ideas: Can you read each word again and find the objects around your home? How many can you find? An adult could sound out other household objects for you to find. E.g. f-or-k, b-e-d, c-ar.

Daily maths challenges: MONDAY— Pirate number hunt : Starting with 0 ask your child to count aloud to 20. Then ask your child to find the numbers in the picture in order starting with 0. What is the biggest number?



Follow up activity ideas: Using the picture practise finding one more and one less than a given number. E.g. Can you find the number that is one more than 11? Can you find the number that is one less than 8? Repeat with different numbers. Play number I Spy. Write numbers on treasure and place them around the room. Invite your child into the room to spy the numbers. E.g What number is on the light switch? What number is under the cushion?

Daily maths challenges: TUESDAY— Missing numbers: Ask your child to identify the numbers in each sequence. Discuss the missing numbers and ask your child to hold up the missing number (using number cards from resource pack). If needed use your number line to help.




What numbers would come next in this sequence?

What numbers would come at the start of this sequence?




What numbers would come next in this sequence?

What numbers would come at the start of this sequence?



Follow up activity ideas: Practise and say the number rhymes to support number formation (rhymes can be found in resource pack). Ask your child to write or trace each number saying the rhyme as they write. Write some more number sequences with missing number on your child's whiteboard. Ask your child to write the missing numbers or place their number cards in the gap.

Daily maths challenges: WEDNESDAY— Pirate addition: Talk with your child about how many items they can see and what the + and = sign mean. Ask your child to point to each item as they count to find the total. Ask your child to hold up their number card to show their answer.



The image displays three rows of pirate-themed addition problems, each set against a light blue background. Each row consists of a group of items, a plus sign (+), another group of items, an equals sign (=), and a blank white circle for the answer.

- Row 1:** One pirate standing next to a small green parrot, followed by a plus sign, another pirate standing next to a small green parrot, an equals sign, and a blank circle.
- Row 2:** Two red parrots wearing pirate hats, followed by a plus sign, two more red parrots wearing pirate hats, an equals sign, and a blank circle.
- Row 3:** Three open wooden treasure chests, followed by a plus sign, two more open wooden treasure chests, an equals sign, and a blank circle.


Resource from [twinkl.co.uk](https://www.twinkl.co.uk)

Follow up activity ideas: Collect 6 of two different toys e.g. 6 cars and 6 teddies. Ask your child to roll a dice and collect that number from one pile and then roll it a second time and collect that number from the second pile. Ask your child to count how many altogether. Encourage them to say it as a number sentence. E.g. “4 cars add 3 teddies equals 7”. Encourage the use of different mathematical language. E.g. add, plus, and, equals, make, altogether.


Daily maths challenges: THURSDAY— Shape hunt: Ask your child to look through their pirate telescope to spy some shapes. What shapes can you see? What colour is the rectangle? How many sides does a triangle have? How many corners does a square have? Which shape can you see the most of? Adult to draw each shape on the whiteboard and ask your child to count each shape and record the number on the whiteboard.



Follow up activity ideas: Can you find objects around your home to match the shapes in the picture? How many of each shape did you find? Which one did you find most/least of? You could create a picture out of the things you find.



Daily maths challenges: FRIDAY— Number splat: (2 player game) Take turns to roll 2 dice. Race to count all the dots to find the total and be the first to touch the answer. Each time the fastest player wins a coin. Who splatted the most numbers?



Follow up activity ideas: Can you create some number sentences? Roll 2 dice and find the total by counting all the dots. Can you record your number sentence on your whiteboard? E.g, $5+4=9$ Ask your child to put the biggest number first. An adult could do dots for you to trace. Encourage the use of different mathematical language. E.g. add, plus, and, equals, make, altogether. How many number sentences can you make?

Just for fun...



- Create a spell and make a wand
- Tell a story using your toys and record it using a phone or tablet
- Do a science investigation
- Play Hum that tune—hum a tune for others to guess
- Create an obstacle course
- Create your own exercise class
- Paint a picture
- Teach your pet a new trick
- Create 10 pin bowling with plastic bottles and a ball
- Learn a dance routine
- Make a treasure chest
- Take photos of things that make you happy
- Make a smoothie
- Find objects that rhyme
- Make a musical instrument
- Play 'What's the time Mr Wolf'
- Make a moving vehicle using junk
- Learn and perform some nursery rhymes

